



solid solutions to better hardscapes

Adhesive

STRONGEST

Adhesive on the Market

3 FORMULAS

For Professional Applications

TIME-TESTED

Proven Performance for Over 25 Years



**ALL NEW
Adhesive
Technology!**

BETTER products • BETTER service • BETTER support • BETTER results

Adhesive

**Contractors Ask for
it by Name!**



Superior Strength Solvent-Based



Benefits

- ▶ Superior strength and longevity
- ▶ Works on wet or frozen surfaces
- ▶ High-temperature compatible
- ▶ Will not freeze & extrudes down to 10°F (-13°C)
- ▶ Regular and VOC compliant
- ▶ Interior/exterior use

Application Temps

10–120°F (-13–48°C) for adhesive and surfaces.

Shelf Life

18 months

Method of Application

Cartridge/caulking gun

Instructions



bitly.com/ASinstruct

Working Time

10 minutes open time. Material can be repositioned for up to 1 hour.

Storage

Store in a cool, dry place in upright position out of direct sunlight. Will not freeze or be damaged by low temperatures.

Rapid-Set Polyurethane



Benefits

- ▶ Fastest set-up time on the market
- ▶ Suitable for dry or damp surfaces
- ▶ High-temperature compatible
- ▶ For use on almost any material
- ▶ Interior/exterior applications
- ▶ VOC compliant in all 50 states & Canada
- ▶ Premium, long-lasting strength

Application Temps

Above 40°F (4°C) for adhesive and above 32°F (0°C) for surfaces.

Shelf Life

12 months

Method of Application

Cartridge/caulking gun

Instructions



bitly.com/APIinstruct

Working Time

15 minutes open time. Material can be repositioned for up to 1 hour.

Storage

Store in a cool, dry place in upright position out of direct sunlight. Will not freeze or be damaged by low temperatures.

See User Tips on Back

**ALL NEW
Adhesive Technology!**

**Holds Strong
in under 5 seconds!**

Vertical Instant Lock

Benefits

- ▶ Holds tight in less than 5 seconds
- ▶ All new adhesive technology
- ▶ Strong, permanent bond
- ▶ Great for outdoor kitchens, veneers, masonry & repairs
- ▶ Weather resistant when cured

Application Temps

For ease of extraction, working temperature should be between 60–90°F (16–32°C). Above 90°F (32°C) use additional supports for 24 hours.

Storage

Store in a cool, dry place out of direct sunlight. Will not freeze or be damaged by low temperatures. Avoid storage temperatures above 120°F (48°C).

Shelf Life

12 months

Instructions

Method of Application

Premium caulking gun

Working Time

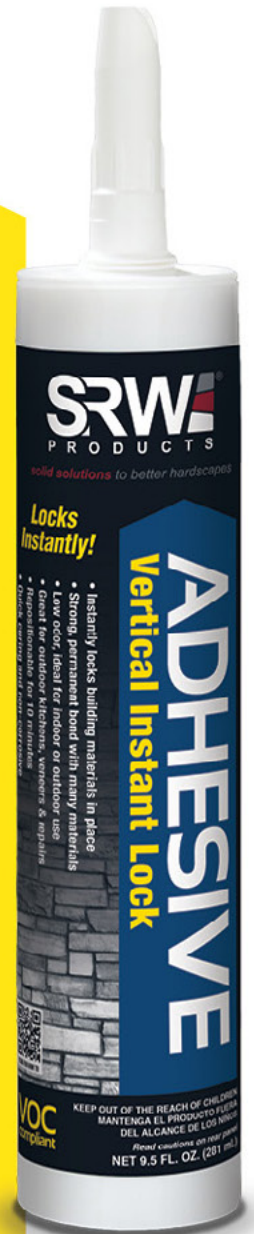
10 minutes open time.



bitly.com/VILinstruct



Vertical Instant Lock



Choose the Best SRW Adhesive

SRW PRODUCTS Adhesive APPLICATION CHART	Surface Material													
	Retaining Walls	Pavers/ Concrete	Pool Copings	Natural Stone & Veneers	Cultured Stone	Brick	Firepits/ Outdoor Kitchens	Masonry	Metals	Wood	Foamboard	Plastic	Glass & Mirror	Ceramic Tile
VERTICAL INSTANT LOCK*	X	X		X	X	X	X	X	X	X	X		X	X
SUPERIOR STRENGTH SOLVENT	X	X	X	X	X		X	X	X	X				
RAPID-SET POLYURETHANE	X	X	X	X	X	X	X	X	X	X	X	X		

*Always make sure at least one surface is porous. Always test a small area. Check product label for interior/exterior use.

FAQ

Get answers to our most commonly asked questions. Have a question not answered here? Call us toll-free at 800-752-9326 or e-mail customerservice@srwproducts.com


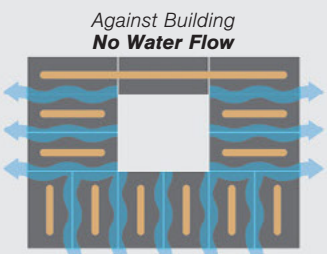

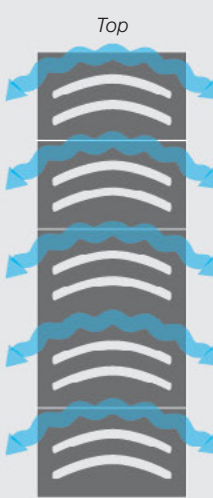

SRW[®]
PRODUCTS

solid solutions to better hardscapes

How can I help prevent damage from trapped moisture?

Consult the application patterns diagram below to see suggested application patterns for different types of projects. Choose the best methods for your particular project to allow for optimal moisture drainage. We recommend using SRW Superior Strength Solvent-Based Adhesive or SRW Rapid-Set Polyurethane for concrete overlays and retaining wall caps. Use SRW Vertical Instant Lock for vertical applications.

Application Patterns for Optimal Moisture Drainage*

<p>For Superior Strength Solvent-Based and Rapid-Set Polyurethane Adhesive</p>  <p>Concrete Overlay</p> <p>Against Building No Water Flow</p>  <p>Front & Side Edges Optimal Water Flow</p>	<p>For Vertical Instant Lock Adhesive</p>  <p>Vertical Applications</p> <p>Top</p>  <p>Bottom Optimal Water Flow Using Vertical Instant Lock</p>
<p>Retaining Wall</p> <p>(Very Moist Soil)</p>  <p>Optimal Water Flow</p>	

*For illustrative purposes only

How can I make SRW Superior Strength Solvent-Based Adhesive Set Up Faster?

Flash the adhesive by lifting the cap or block (shown below) for a couple of seconds to shorten the curing time.



Can I apply SRW Adhesive to wet or frozen surfaces?

Yes. Be sure to use SRW Superior Strength Solvent-Based Adhesive. It can be used on wet or frozen surfaces. The adhesive extrudes from the tube all the way down to 10°F (-13°C).

When using on wet surfaces, what should I look for to ensure it's bonding?

If adhesive doesn't seem to be sticking upon initial application, the surface may be too wet. Remove excessive moisture, reapply and set. To set, flash the adhesive to be sure it is bonding to both cap and block.

Do I have to store SRW adhesive in a heated area?

None of the SRW adhesive formulas will freeze or be damaged by low temperatures. It is best to store tubes in an upright position to avoid excess extrusion. Apply Vertical Instant Lock Adhesive when product is at least 60°F (16°C) for easier extrusion.

Can I apply SRW adhesive to block around a firepit?

Yes. Make sure adhesive does not come into direct contact with flames.



TIP Don't Forget Caulking Guns!

SRW offers two types of caulking guns, Economy and Premium, both available in 10 and 28oz sizes, at a quality and price point that's right for you. Choose our SRW Premium Caulking Gun (shown) when using SRW Vertical Instant Lock Adhesive.

