




ROSETTA

Visit one of our showrooms or learn more at [midlandconcreteproducts.com](http://midlandconcreteproducts.com)

Clear Lake • 641.357.2176 | Marshalltown • 800.542.0015 | Waterloo • 800.747.8421 | Hiawatha • 319.393.3531

## GENERAL NOTES

Rosetta is a fully engineered system, capable of performing in any structural application.




Sample Pallet

## FEATURES


- Beautiful weathered stone textures.
- Consistent dimensions = fast installation.
- Quality materials = long term durability.
- Engineered, interlocking units suitable for any application.
- Multiple natural color blends.

## DETAILS

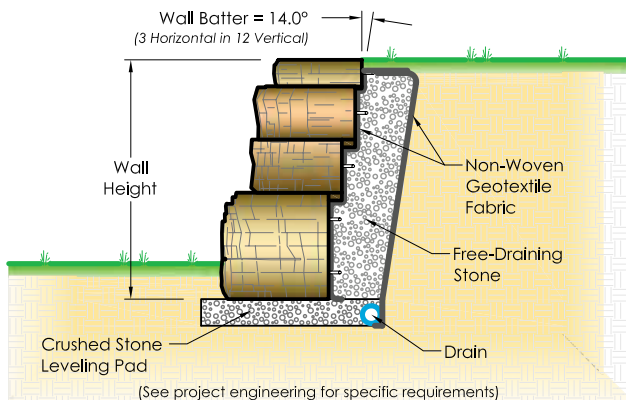

### Pallet A: 18 s.f. , 4,000 lbs



### Pallet B: 18 s.f. , 4,000 lbs



### Pallet C: 18s.f. , 4,000 lbs



Pre-drawn patterns and custom layout software save time in estimating and installation.

